



We care about you !






Welding Smoke Exhaust Extraction Systems






Heavy Duty Welding Smoke Extraction Arms Type ATS AK-...-

Part No.	Description	Price	Photo
<p>523-200 523-300 523-400</p>	<p>Suction Trunk Type ATS AK-...- Lightweight, heavy duty system, very smooth position adjusting, with outer parallelogram arm, highly stabilized. Hose cross section 100% free for suction. There are no friction joints to be adjusted. With hose Ø160mm made of hard to inflame PVC, optimised suction hood with throttle valve and wall bracket with turning joint. To be used in connection with a central suction system.</p>		
<p>521-300 521-400</p>	<p>Suction Trunk with Fan Type ATS AK-...V- Lightweight, heavy duty system, very smooth position adjusting, with outer parallelogram arm, highly stabilized. Hose cross section 100% free for suction. There are no friction joints to be adjusted. With hose Ø160mm made of hard to inflame PVC, optimised suction hood with throttle valve and wall bracket with turning joint. Fan 0,85kW, max. 1700m³/h, max. 1400Pa</p>		

Heavy Duty Welding Smoke Extraction Arms "Wide Range" Type ATS AMAX-...-





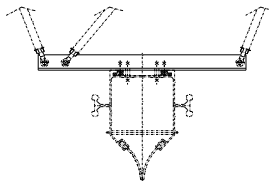


Part No.	Description	Price	Photo
<p>Suction Trunk Type ATS AMAX-...- Lightweight, heavy duty system, very smooth position adjusting, with outer parallelogram arm, highly stabilized. Hose cross section 100% free for suction. There are no friction joints to be adjusted. With hose Ø160mm made of hard to inflame PVC, optimised suction hood with throttle valve, swivelling arm and wall bracket with turning joint. To be used in connection with a central suction system.</p> <p>524-500 Type ATS AMAX-5, Length = 5m 524-600 Type ATS AMAX-6, Length = 6m 524-700 Type ATS AMAX-7, Length = 7m 524-800 Type ATS AMAX-8, Length = 8m</p>			
<p>Suction Trunk with Fan Type ATS AMAX-...V- Lightweight, heavy duty system, very smooth position adjusting, with outer parallelogram arm, highly stabilized. Hose cross section 100% free for suction. There are no friction joints to be adjusted. With hose Ø160mm made of hard to inflame PVC, optimised suction hood with throttle valve, swivelling arm and wall bracket with turning joint. Fan 1,2kW, max. 2200m³/h, max. 1600Pa</p> <p>524-005 Type ATS AMAX-5V, Length = 5m 524-006 Type ATS AMAX-6V, Length = 6m 524-007 Type ATS AMAX-7V, Length = 7m 524-008 Type ATS AMAX-8V, Length = 8m</p>			
<p>Suction Hose Lightweight, highly flexible hose, hard to inflame, air flow optimised, with integrated metal helix, specially designed for welding fume extraction systems. Temperature resistant up to +120°C. Extremely wear resistant.</p> <p>986-160 Ø160mm price / m</p>			




Mobile Welding Fume Extraction / Filtering System

Part No.	Description	Price	Photo
<p>600-701 600-702</p>	<p>Mobile Filter unit with Suction Trunk Consist of: < heavy duty micro web filter, 14m² filtering area (2 cartridges each 7m²), separating rate>99%, with preliminary coarse-meshed filter made of aluminium < fan 0,75kW, 1200m³/h effective air flow, power supply 220/240V, 50Hz, motor protective switch included all build in a housing made of stove-varnished steel sheet, RAL 5015, on 4 wheels (2 guiding and 2 turning wheels with lock), with fan switch ON/OFF and control lamp on front, and EURO standard plug in connector < suction trunk, with inner parallelogram arm (with 3 tension springs), hose Ø160mm made of hard to inflame PVC, optimised suction hood with throttle valve and rotary flange, mounted on the top of the housing</p>		
<p>600-790</p>	<p>Filter Cartridge spare, for Mobil Filter Unit Filtering area 2 x 7 = 14m² Separating rate >99%</p>		
<p>600-601 600-602</p>	<p>Filtering Box Consist of: < heavy duty micro web filter, 14m² filtering area (2 cartridges each 7m²), separating rate>99%, with preliminary coarse-meshed filter made of aluminium < fan 0,75kW, 1200m³/h effective air flow, power supply 220/240V, 50Hz, motor protective switch included all build in a housing made of stove-varnished steel sheet, RAL 5015, with outlet and wall bracket < suction trunk, with inner parallelogram arm (with 3 tension springs), hose Ø160mm made of hard to inflame PVC, optimised suction hood with throttle valve and rotary flange, mounted on the top of the housing</p>		


Suction Trunk movable in Slotted Suction Duct

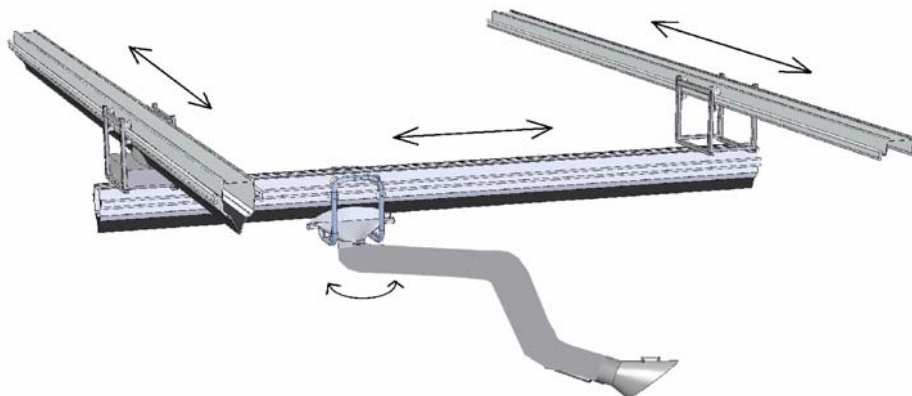
Part No.	Description	Price	Photo
100-001	Slotted Suction Channel Type ATS 2000 Section 290cm ² , made of Aluminium Standard Length: 6m Weight: ~13kg/m Slotted Channel Includes: Stainless Steel Spring Clamps, Neoprene Sealing Lips Temp. resistant up to +200°C		
110-001	Duct Connector Type ATS 2000 zinc coated steel		
110-011	Duct Connection Plate stabilized the duct connection		
110-005	End Cover Type ATS 2000 made of Aluminium		
110-003	Limit Stop Type ATS 2000 1 Set = 4 Pcs		
122-160	Air Duct Connection Front Type SSR2 zinc coated steel Ø 160mm		
1211-160	Air Duct Connection Front Type SSV2 cast aluminium for directly flanging of the fan Ø 160mm		
120-160	Air Duct Connection Top Type OOR2 zinc coated steel Ø 160mm		
1201-160	Air Duct Connection Top Type OOV2 cast aluminium for directly flanging of the fan Ø 160mm		
110-002	Bracket zinc-plated steel, for fixing the suspension on the channel		

Part No.	Description	Price	Photo
<p>130-050 130-100 130-200</p>	<p>Slotted Duct Suspension V-shape (without bracket and fixing angle)</p> <p>1 Set = 2 Pipes up to = 500mm up to = 1000mm up to = 2000mm</p>		
<p>131-050 131-100 131-200</p>	<p>Longitudinal Stiffener to stabilize the duct suspension</p> <p>up to = 500mm up to = 1000mm up to = 2000mm</p>		
<p>131-017 131-018</p>	<p>Mounting Profile galvanized steel, completely with mounting clamps for I-beams</p> <p>Length = 300mm Length = 500mm</p>		
<p>132-600 132-000</p>	<p>Wall Bracket galvanized steel, to suspension of the channel</p> <p>Length = 600mm Length = 1000mm</p>		
<p>133-000</p>	<p>Specially "anit-torque" Bracket To compensate the torque in the suction duct by using of this in connection with a moving suction trunk. To be bolted on the top of the suction duct by the installation. To be used instead of standard bracket.</p>		
<p>500-000</p>	<p>ANTI-SMOG Suction Trolley</p> <p>for taking up the suction trunk type ATS AK. Very robust framework with 8 ball-bearing wheels, cast aluminium nozzle with stainless steel slider, Ø150mm hose connection and bracket for rotary flange. Max. air flow 2000m³/h Matching to slotted suction duct type ATS 2000 / ATS 3000</p>		
<p>515-001</p>	<p>Rotary Flange for suction trunk made of aluminium, very smooth moving due to ball-bearing, with bracket for suction trunk. Matching the ANTI-SMOG suction trolley 500-000, prepared to take up the suction type ATS AK</p>		

Part No.	Description	Price	Photo
810-016	Fan Type ATS 16		
852-160	Outlet Connector Ø160mm		
854-160	Intake Connector Ø160mm		
863-160	Flexible Connection Ø160mm (Pair)		
864-002	Vibration Absorbers 4Pcs. = 1 Set		
855-038	Fan Bracket - Wall Type		
870-040	Motor Protection Switch 2,4 - 4,0A		
895-160	Roof Penetration Ø160mm		
893-160	Deflection Hood Ø160mm		
1021-160	Spiral Duct Ø160mm (price / m)		
1022-160	Duct Bend Ø160mm / 90°		
1023-160	Duct Bend Ø160mm / 45°		
1024-160	T-Piece Ø160mm / 90° for Duct		
1028-160	Connector for Spiral Duct Ø160mm		
1029-160	Connector for Pipe Fittings Ø160mm		
1032-160	Mounting Bracket Ø160mm		
523-010	Lighting Kit for suction trunk. Kit with halogene 12V, 20W, with protective plexiglass screen, switch and 10m electric cord. Included: transformer 230V, 50Hz / 12V DC		
515-020	Ceiling Bracket for suction trunk. To be used instead of the wall bracket * The stability of the ceiling should be proofed on site.No liability will be asumed * L = 1000mm		
515-021	Stand Bracket for suction trunk, on the floor mounting * The stability of the floor should be proofed on site.No liability will be asumed * L = 2000mm		

Customized Welding Fume Extraction Systems

Part No.	Description	Price	Photo
	<p>Extraction System Type PORTAL in 3 coordinates (X-Y-Z) mobile! Lay-out and detail drawings of the building are necessary for a quotation.</p> <p>This unique system make welding fume suction at any location in the workshop possible, by using only a suction trunk and two crossed over slotted suction ducts.</p> <p>The work piece does not have to be moved anymore for keeping in the suction area !</p> <p>The suction trunk will follow the welding tool everywhere in the workshop. This could happen manually or automatic.</p> <p>On demand, several suction trunks could be intergrated into the PORTAL system according to the number of the welding tools working simultaneously.</p> <p>Integration of a high vacuum extraction system for grinding dust or / and a power supply into the PORTAL system is possible.</p> <p>The PORTAL system could be also used for extraction of fume, different vapours, powders or oil mist.</p> <p>The PORTAL system - the proper extraction system for "on rail" welding robots !</p>		



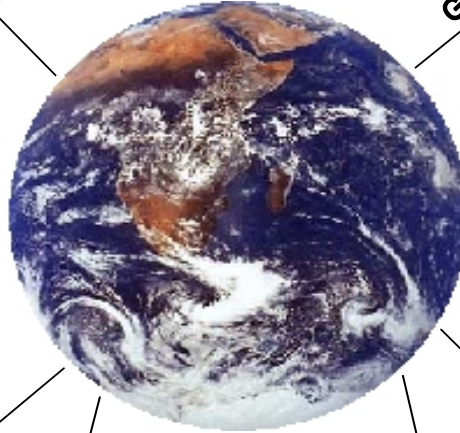
We care about you !



China


Russia

Germany



Austria

India



Switzerland

USA

Belgium



Australia

Spain



We care about you !

